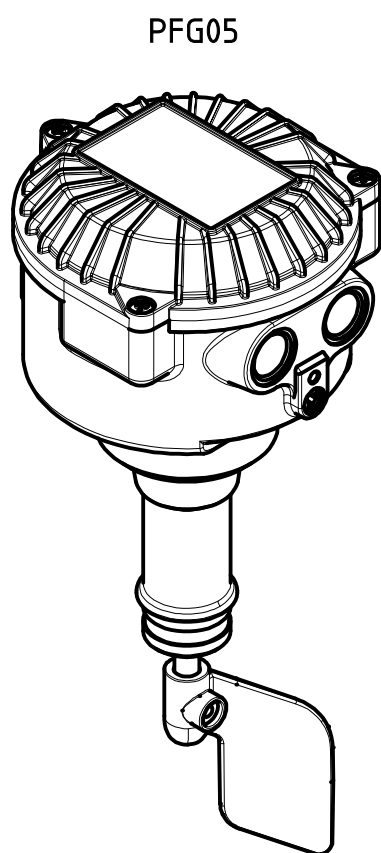
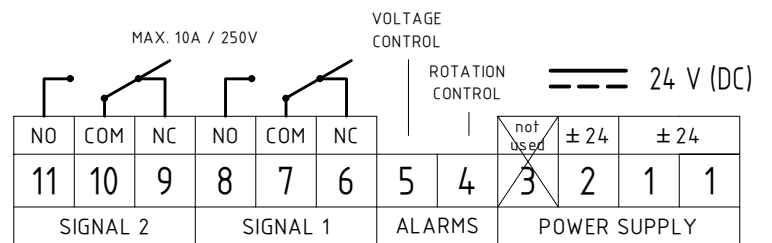
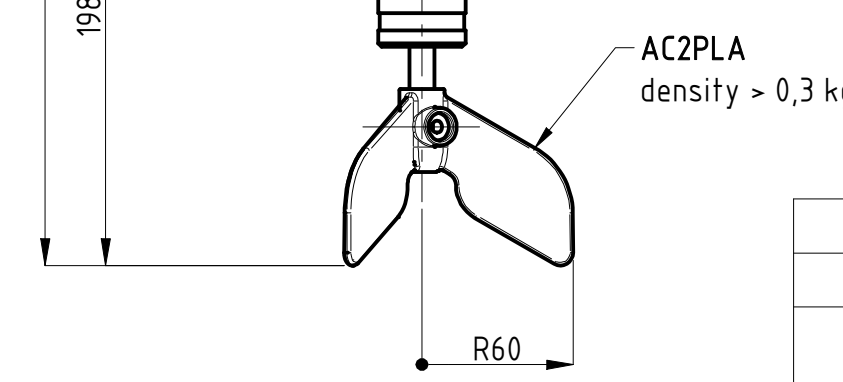
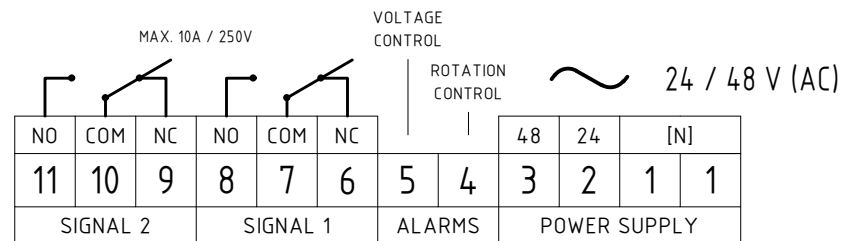
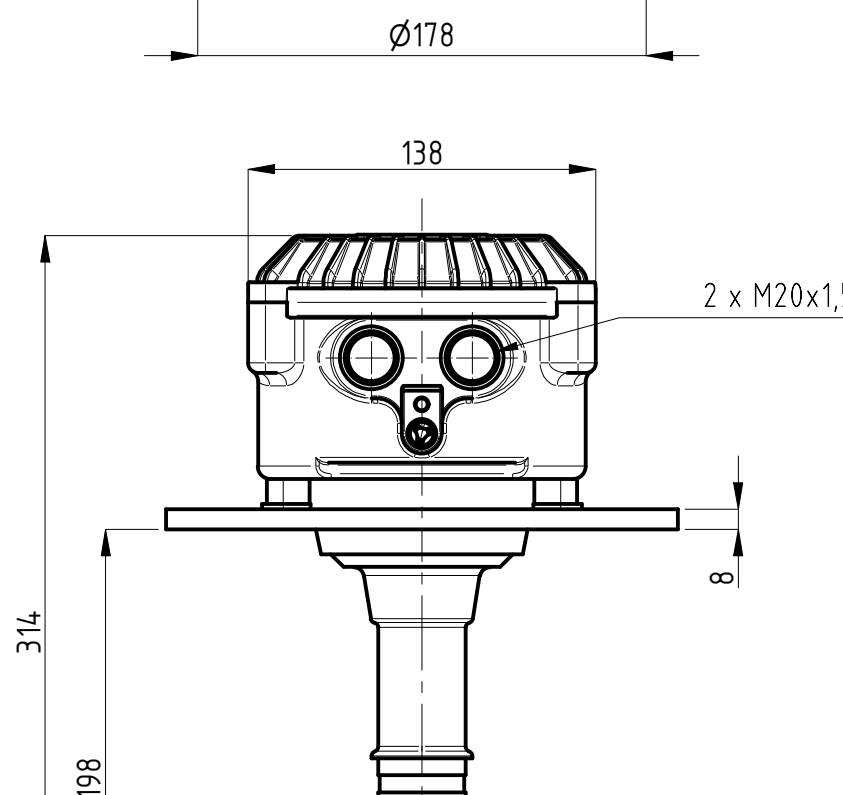
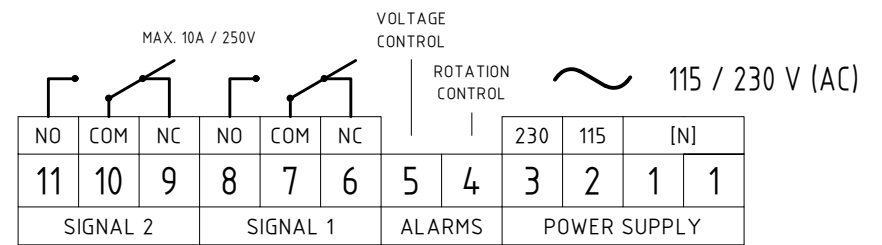
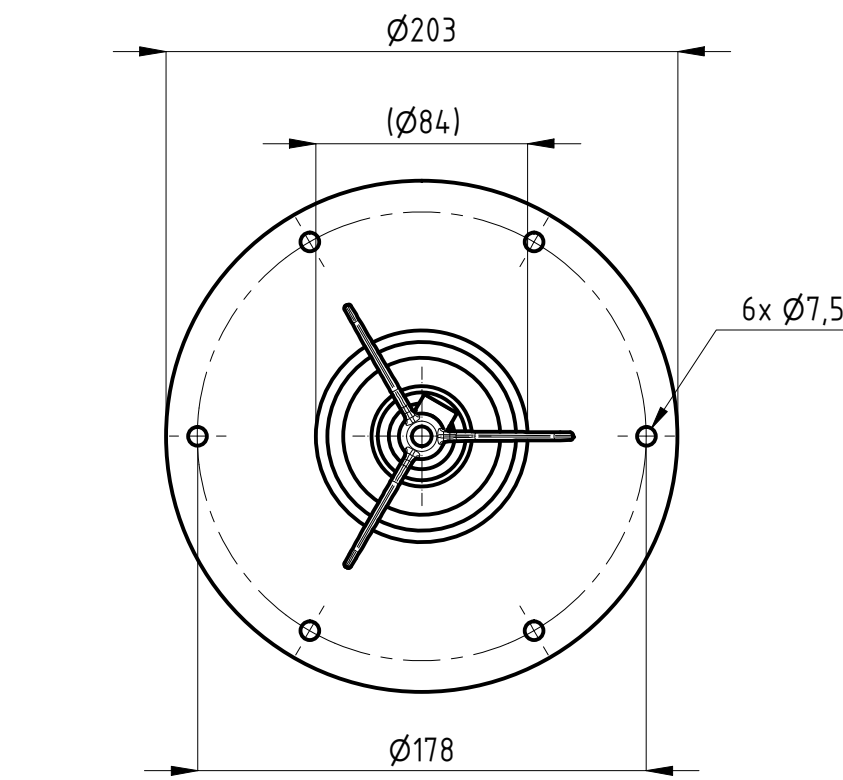


Terminals : male FASTON (.250 series / 6,3x0,8 mm)



Model	PFG05
Weight	1,8 [kg]
Power supply	- Bivoltage 115/230[V] (50...60Hz) - 4[W] - Bivoltage 24/48[V] (50...60Hz) - 4[W] - DC 24[V] ±15% - 4[W]
Signal	SPDT / max. 10[A]-250VAC
IP grade	IP65
Housing	Aluminium (powder coated)
Connection	G2" 1/2 - Aluminium
Ambient temperature	-20 < Ta < +70 [°C] -40 < Ta < +70 [°C] <i>LOW TEMPERATURE versions only (PFG.../B)</i>
Process temperature	-20 < Tp < +70 [°C]
Pressure range	+0,8 ... +1,1 bar [abs] +0,8 ... +5 bar [abs] <i>(non-ATEX versions)</i>
Directives	2011/65/EU (RoHS) 2014/30/EU (EMC) 2014/34/EU (ATEX) 2014/35/EU (LVD)
ATEX Marking	Ex II 1/2 D Ex ta/tb IIIC T85°C IP65 Da/Db Ex II 3 D Ex tc IIIB T85°C Dc (Lamp version)
IECEX Marking	Ex ta/tb IIIC T85°C Da/Db

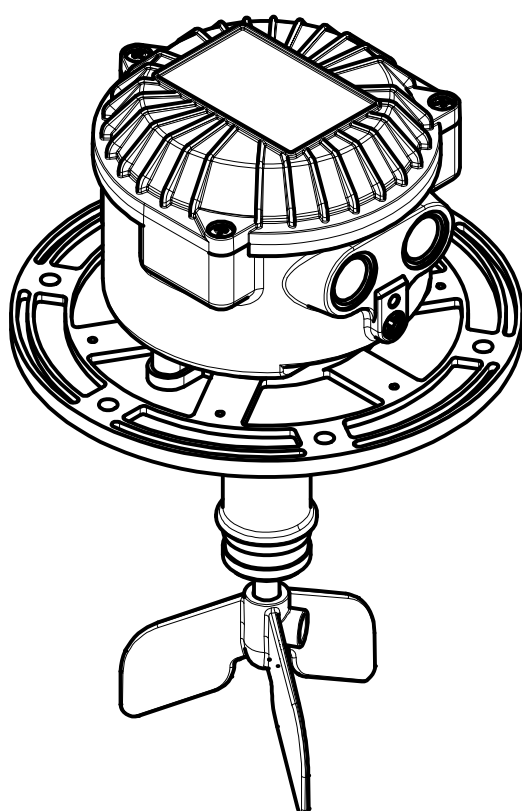
<p>® CAMLogic Via dell'Industria 12 42025 Cavriago (RE) - ITALY www.camlogic.it</p>	<p>CAMLogic®</p>	DRAWING N.	SHEET:
		0602_0001_00	1 OF 5
GENERAL TOL.: ISO 2768-mH	UNLESS OTHERWISE SPECIFIED DIMENSION ARE IN [mm]	DRAWING FROM CAD SYSTEM - REFER TO 3D MODEL FOR MISSING DIMENSION - NO MANUAL MODIFICATION ALLOWED	SCALE: 1:3
			DRAWN NR DATE 21.09.2021



Terminals : male FASTON (.250 series / 6,3x0,8 mm)

AC2PLA
density > 0,3 kg/dm³

PFG05/F



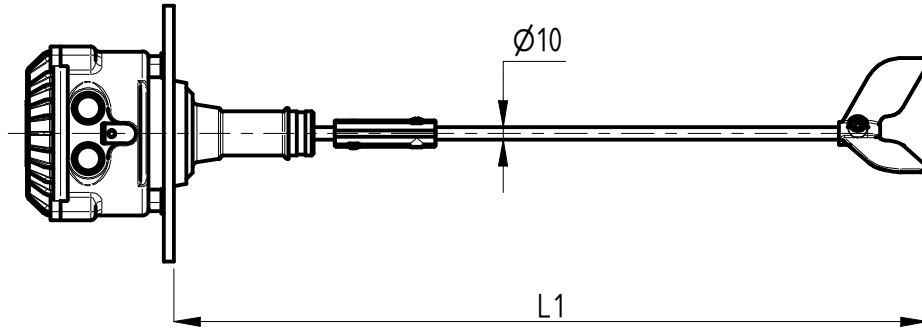
Model	PFG05/F
Weight	2,3 [kg]
Power supply	Bivoltage 115/230[V] (50...60Hz) - 4[W] Bivoltage 24/48[V] (50...60Hz) - 4[W] DC 24[V] ±15% - 4[W]
Signal	SPDT / max. 10[A]-250VAC
IP grade	IP65
Housing	Aluminium (powder coated)
Connection	Flange - Aluminium
Ambient temperature	-20 < Ta < +70 [°C] -40 < Ta < +70 [°C] <i>LOW TEMPERATURE versions only (PFG.../B)</i>
Process temperature	-20 < Tp < +70 [°C]
Pressure range	+0,8 ... +1,1 bar [abs] +0,8 ... +5 bar [abs] <i>(non-ATEX versions)</i>
Directives	2011/65/EU (RoHS) 2014/30/EU (EMC) 2014/34/EU (ATEX) 2014/35/EU (LVD)
ATEX Marking	Ex II 1/2 D Ex ta/tb IIIC T85°C IP65 Da/Db Ex II 3 D Ex tc IIIB T85°C Dc (Lamp version)
IECEX Marking	Ex ta/tb IIIC T85°C Da/Db

<p>® CAMLogic Via dell'Industria 12 42025 Cavriago (RE) - ITALY www.camlogic.it</p>	<p>CAMLogic®</p>	DRAWING N.	SHEET:
		0602_0001_00	2 OF 5
GENERAL TOL.: ISO 2768-mH	UNLESS OTHERWISE SPECIFIED DIMENSION ARE IN [mm]	DRAWING FROM CAD SYSTEM - REFER TO 3D MODEL FOR MISSING DIMENSION - NO MANUAL MODIFICATION ALLOWED	SCALE: 1:3
			DRAWN NR DATE 21.09.2021

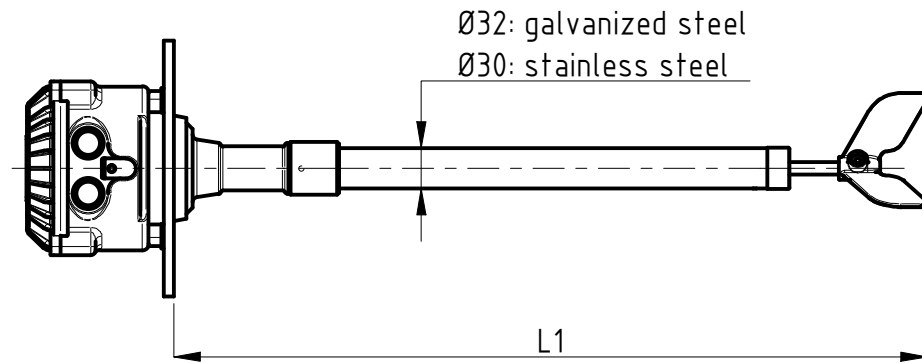
EXTENSIONS

L1 [mm]

Extension w/o protection
 PSP : galvanized steel
 PSPX : stainless steel



Extension with external protection
 PCP : galvanized steel
 PCPX : stainless steel

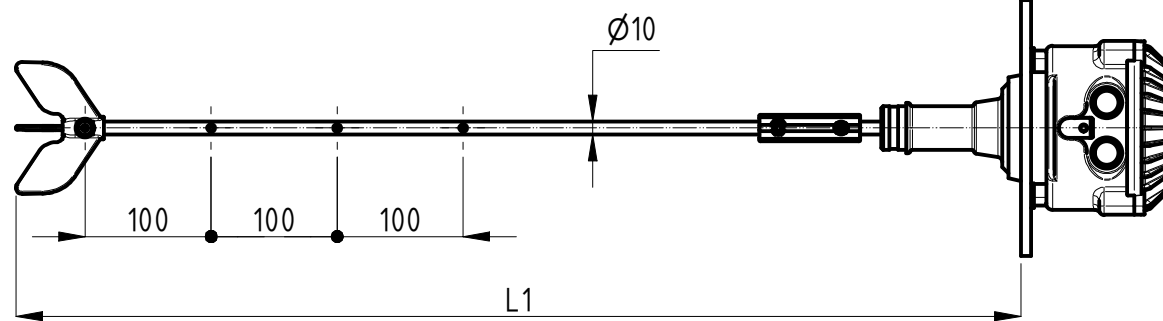


300
400
500
600
700
800
900
1000
1200
1500
1800
2000
2500
3000
other lengths available on request, up to 3m

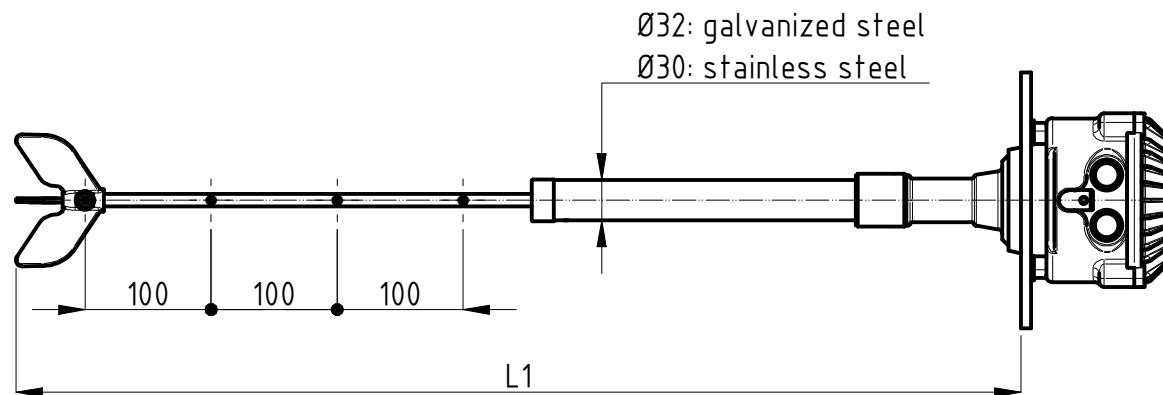
L1 [mm]

600
700
800
900
1000
1200
1500
1800
2000
2500
3000
other lengths available on request, up to 3m

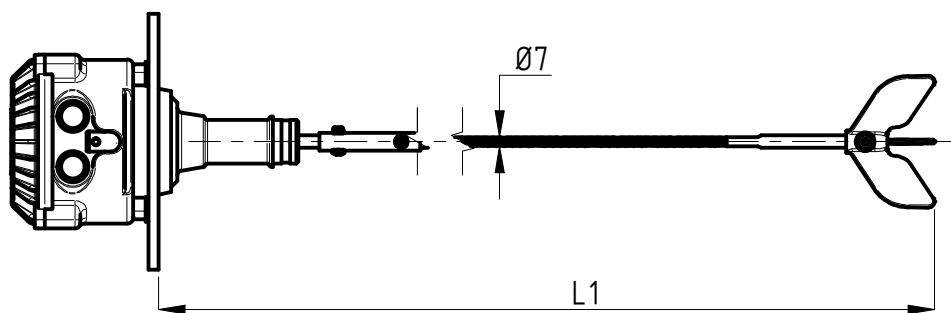
Adjustable extension w/o protection
 PRS : galvanized steel
 PRSX : stainless steel



Extension with external protection
 PRP : galvanized steel
 PRPX : stainless steel



Flexible extension
 PF : galvanized steel



L1 [mm]
500
600
700
800
900
1000
1200
1500
2000
2500
3000
4000

L1 [mm]
5000
6000
7000
8000
9000
10000
11000
12000
other lengths available on request, up to 12m

NOTE : lengths may slightly differ from the tables according to the type of connection, model and paddle chosen

CAMLogic
 Via dell'Industria 12
 42025 Cavriago (RE) - ITALY
 www.camlogic.it

CAMLogic

DRAWING N. **0602_0001_00**

SHEET: **3 OF 5**

GENERAL TOL.: ISO 2768-mH

UNLESS OTHERWISE SPECIFIED DIMENSION ARE IN [mm]

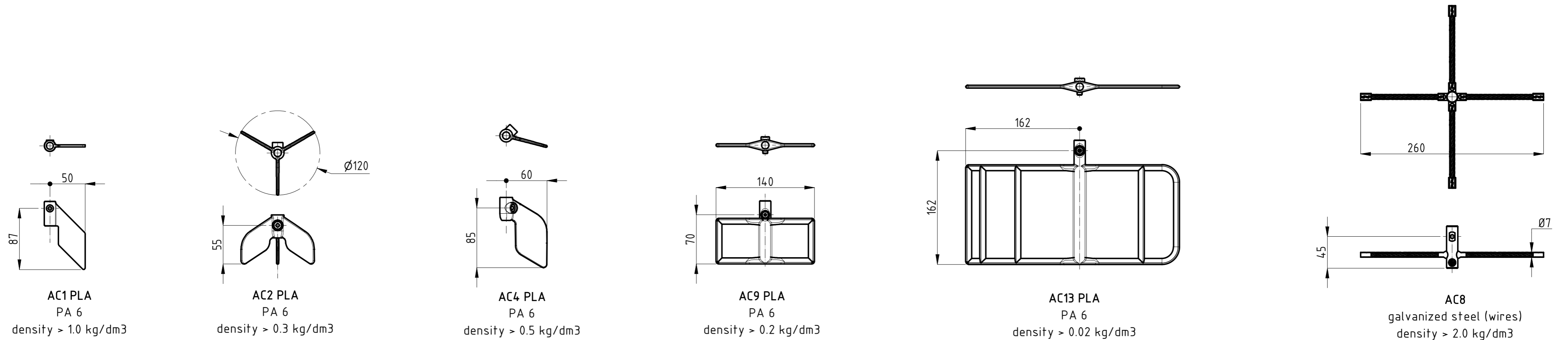
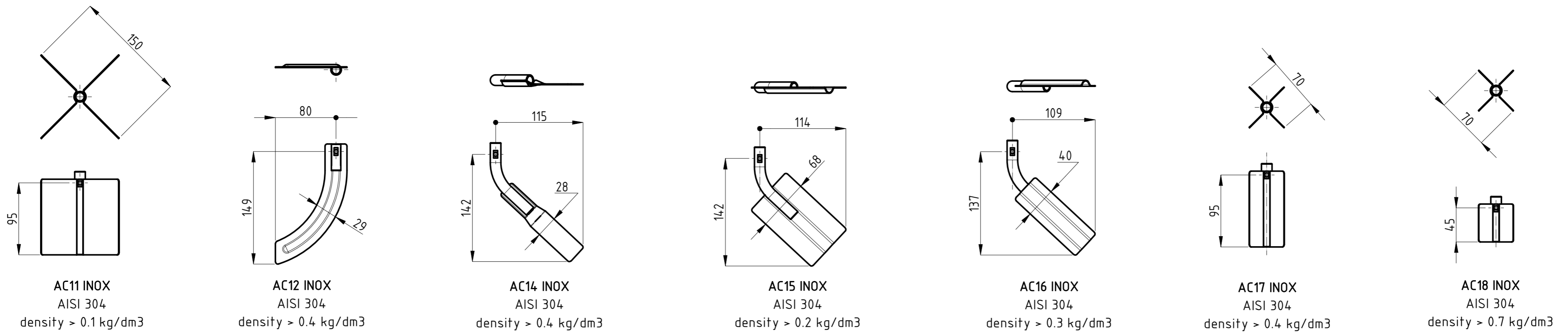
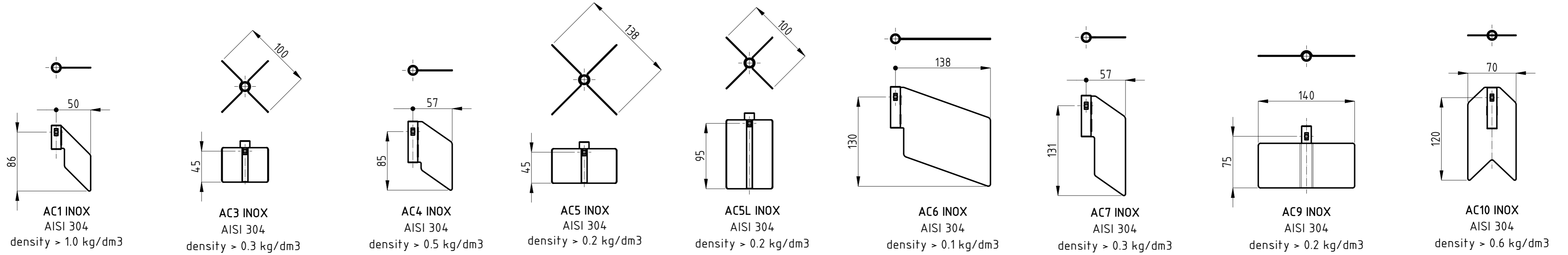
DRAWING FROM CAD SYSTEM - REFER TO 3D MODEL FOR MISSING DIMENSION - NO MANUAL MODIFICATION ALLOWED

SCALE: **1:6**

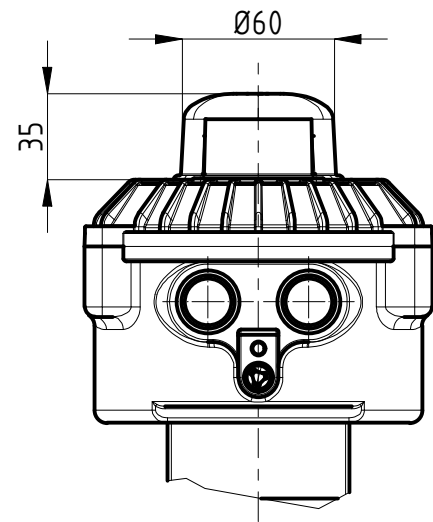
DRAWN NR DATE 30.09.2021

SIZE UNI A3

PADDLES



OPTIONS



SIGNAL LAMP (PFG05.../L)

Adds a LED lamp on top. The lamp could be connected to NC contact (MIN level - empty), or NO contact (MAX level - full).

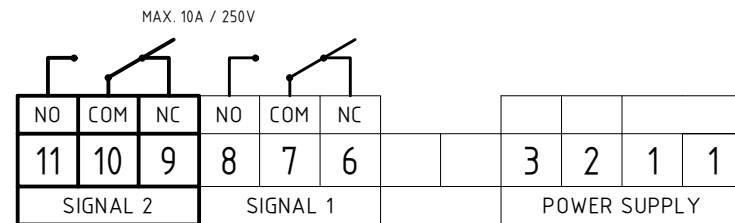
Must define a single power supply voltage: 24[V], 48[V], 115[V], 230[V]

NOTE

Model with lamp can be installed only in Atex zone 22
Marking: Ex II 3 D Ex tc IIIB T85°C Dc

DOUBLE DRY CONTACT

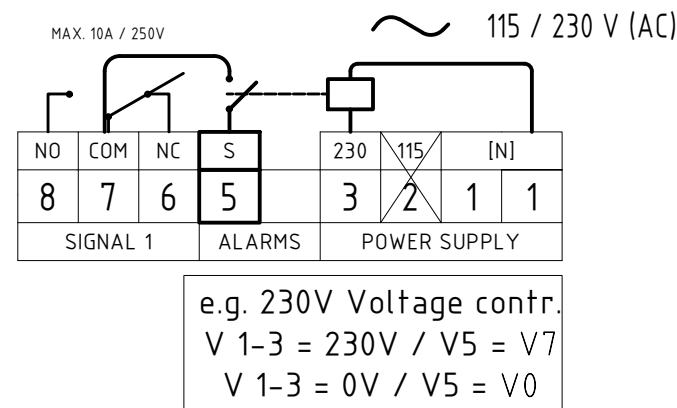
Adds a second signal contact SPDT (terminals 9 - 10 - 11)



VOLTAGE CONTROL

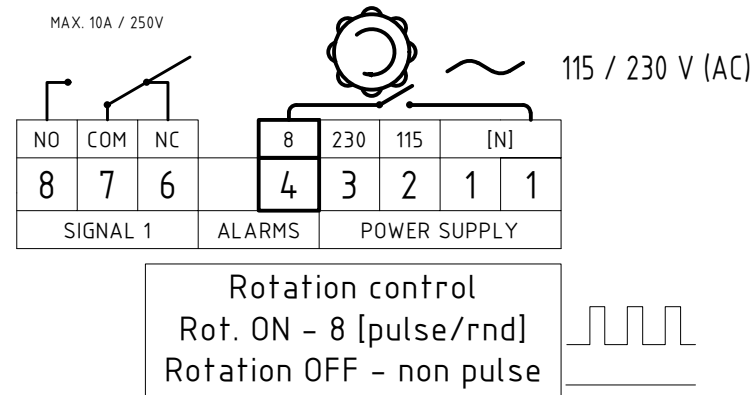
Adds an alarm in case of power supply failure. & When power supply is ON, a relay closes terminals 5 and 7

Must define a single power supply voltage: 24[V], 48[V], 115[V], 230[V]



ROTATION CONTROL

Adds a signal to indicate shaft rotation. When the shaft rotates, a microswitch generates a pulse signal (8 pulse / rotation) between terminals 1 and 4. On request, it is possible to have the pulsed signal between terminals 4 and 7.

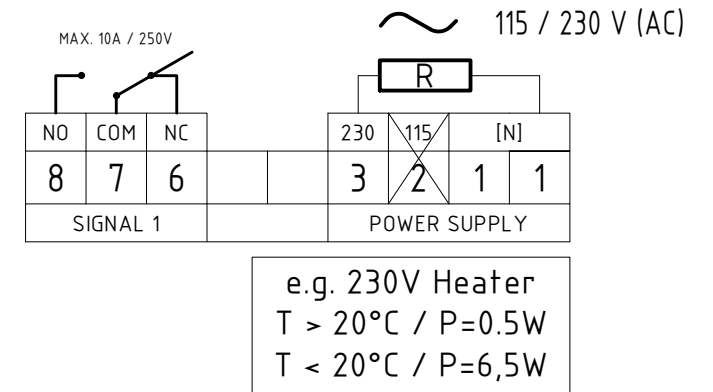


LOW TEMPERATURE (PFG05.../B)

Extends the range of use of the indicator down to a minimum temperature of -40 °C

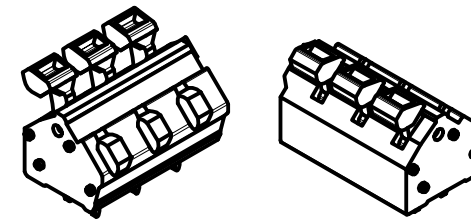
Intelligent automatic operation: when the temperature exceeds + 20 °C it stops heating (heating OFF), it is reactivated when the temperature falls again below + 20 °C (heating ON)

Must define a single power supply voltage: 24[V], 48[V], 115[V], 230[V]



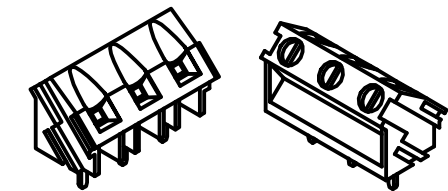
SPRING TERMINAL BLOCK

Terminals with spring terminal design. No tool needed for wires connection. 0,13 - 2,5mm² (AWG26 - AWG14)



SCREW TERMINAL BLOCK

Terminals with screw terminal design (flat head) 0,05 - 2,5mm² (AWG30 - AWG12)



4rpm GEARMOTOR

Increase paddle speed (4 rpm) to reduce product detection delay time (response time ~ 1,5s)

CONDENSATION FILTER

It allows the exchange of air temperature and pressure with the ambient, preventing the formation of condensation. The option does not alter the IP grade and the Ex marking of the device.