

Commissioning checklist digital positioner TZIDC, EDP300

GENERAL INFORMATION

Engineer Name:

Signature:

Company:

Contact email address:

Date:

DEVICE & PROCESS INFORMATION

Product:

EDP300

TZIDC

TZIDC-110

TZIDC-120

TZIDC-200

TZIDC-210

TZIDC-220

Serial number:

Hardware revision:

Software revision:

Site TAG / description:

Process application:

HEALTH & SAFETY

Complete induction, permit to work or any other site requirements





YES










NO




Check history for background information prior to starting to work





YES







NO

| TZIDC and EDP300 Introduction and Explanation | Link to video tutorial (click or scan) |
|-----------------------------------------------|---------------------------------------------------------------------------------------------------------------------|
| Introduction | <input type="checkbox"/> Viewed  |
| Explanation and differences | <input type="checkbox"/> Viewed  |
| Electronic construction of the Positioner | <input type="checkbox"/> Viewed  |
| Functionality of Positioners | <input type="checkbox"/> Viewed  |

| TZIDC and EDP300 basic commissioning | | | Link to video tutorial (click or scan) |
|----------------------------------------------------------------------|-------------------------------|-------------------------------|---------------------------------------------------------------------------------------|
| Use the buttons / Work with the display | <input type="checkbox"/> Pass | <input type="checkbox"/> Fail |  |
| Install the mechanical connection of linear drive actuators | <input type="checkbox"/> Pass | <input type="checkbox"/> Fail |  |
| Install the mechanical attachment of rotary (part-turn) actuators | <input type="checkbox"/> Pass | <input type="checkbox"/> Fail |  |
| Install the electrical connections | <input type="checkbox"/> Pass | <input type="checkbox"/> Fail |  |
| Install the pneumatic connection | <input type="checkbox"/> Pass | <input type="checkbox"/> Fail |  |
| Check the Inputs and Outputs and the option modules | <input type="checkbox"/> Pass | <input type="checkbox"/> Fail |  |
| Install a remote Sensor connection | <input type="checkbox"/> Pass | <input type="checkbox"/> Fail |  |
| Check the easy set-up with FIM tool | <input type="checkbox"/> Pass | <input type="checkbox"/> Fail |  |
| Auto adjust with Asset Vision Basic | <input type="checkbox"/> Pass | <input type="checkbox"/> Fail |  |

| TZIDC and EDP300 basic commissioning | | | Link to video tutorial (click or scan) |
|----------------------------------------|-------------------------------|-------------------------------|-------------------------------------------------------------------------------------|
| Auto adjust with FIM tool | <input type="checkbox"/> Pass | <input type="checkbox"/> Fail |  |
| Auto adjust problems | <input type="checkbox"/> Pass | <input type="checkbox"/> Fail |  |
| Setup the option modules with FIM tool | <input type="checkbox"/> Pass | <input type="checkbox"/> Fail |  |
| Do a parameter dump "As left" | <input type="checkbox"/> Done | <input type="checkbox"/> N/A | |

| TZIDC only | | | Link to video tutorial (click or scan) |
|----------------------------------------------|-------------------------------|-------------------------------|---------------------------------------------------------------------------------------|
| Description of the TZIDC symbols | <input type="checkbox"/> Done | <input type="checkbox"/> N/A |  |
| Handle the operating levels of the TZIDC | <input type="checkbox"/> Pass | <input type="checkbox"/> Fail |  |
| Handle the configuration levels of the TZIDC | <input type="checkbox"/> Pass | <input type="checkbox"/> Fail |  |
| Auto adjust for TZIDC commissioning | <input type="checkbox"/> Pass | <input type="checkbox"/> Fail |  |

| EDP300 only | | | Link to video tutorial (click or scan) |
|------------------------------------------------------|-------------------------------|-------------------------------|---------------------------------------------------------------------------------------|
| Use the menu levels of EDP300 | <input type="checkbox"/> Pass | <input type="checkbox"/> Fail |  |
| Easy setup menu | <input type="checkbox"/> Pass | <input type="checkbox"/> Fail |  |
| Setup the display | <input type="checkbox"/> Pass | <input type="checkbox"/> Fail |  |
| Check the device info and device setup | <input type="checkbox"/> Pass | <input type="checkbox"/> Fail |  |
| Auto adjust for EDP300 commissioning | <input type="checkbox"/> Pass | <input type="checkbox"/> Fail |  |
| How to execute the butterfly diagnostic via FIM tool | <input type="checkbox"/> Pass | <input type="checkbox"/> Fail |  |

Contact

ABB Limited

Measurement & Analytics

Oldends Lane, Stonehouse
Gloucestershire, GL10 3TA
UK

Tel: +44 (0)1453 826661

Fax: +44 (0)1453 829671

Email: instrumentation@gb.abb.com

ABB Automation Products GmbH

Measurement & Analytics

Schillerstr. 72

32425 Minden

Germany

Tel: +49 571 830-0

Fax: +49 571 830-1806

ABB Inc.

Measurement & Analytics

125 E. County Line Road

Warminster, PA 18974

USA

Tel: +1 215 674 6000

Fax: +1 215 674 7183

ABB Engineering (Shanghai) Ltd.

Measurement & Analytics

No. 4528, Kangxin Highway, Pudong New District

Shanghai, 201319,

P.R. China

Tel: +86(0) 21 6105 6666

Fax: +86(0) 21 6105 6677

Email: china.instrumentation@cn.abb.com

ABB Automation Products GmbH **Measurement & Analytics**

Schillerstr. 72

32425 Minden

Germany

Tel: +49 571 830-0

Fax: +49 571 830-1806

abb.com/positioners

We reserve the right to make technical changes or modify the contents of this document without prior notice. With regard to purchase orders, the agreed particulars shall prevail. ABB does not accept any responsibility whatsoever for potential errors or possible lack of information in this document.

We reserve all rights in this document and in the subject matter and illustrations contained therein. Any reproduction, disclosure to third parties or utilization of its contents – in whole or in parts – is forbidden without prior written consent of ABB.

© ABB 2019

3KXS310164R3901