

JUMO GmbH & Co. KG

Delivery address: Mackenrodtstraße 14
36039 Fulda, Germany
Postal address: 36035 Fulda, Germany
Phone: +49 661 6003-0
Fax: +49 661 6003-607
Email: mail@jumo.net
Internet: www.jumo.net

JUMO UK LTD

JUMO House
Temple Bank, Riverway
Harlow, Essex, CM20 2DY, UK
Phone: +44 1279 63 55 33
Fax: +44 1279 62 50 29
Email: sales@jumo.co.uk
Internet: www.jumo.co.uk

JUMO Process Control, Inc.

6724 Joy Road
East Syracuse, NY 13057, USA
Phone: +1 315 437 5866
Fax: +1 315 437 5860
Email: info.us@jumo.net
Internet: www.jumousa.com



JUMO I/O system

2-channel communication module

Areas of application

- Heating, ventilation, and air-conditioning
- Industrial furnaces and heating systems
- Water and wastewater
- Food and beverage industry

The module is worth considering for a variety of other areas of application due to its universal usability.

Special features


- Arrangement on DIN rail (lateral system bus input and output)
- System bus expansion via RJ45 sockets on the front (2 × EtherCAT Out)
- Decentralized module assignment supported up to distance of 100 m
- Supply of operating voltage on the front for connected modules
- Terminal strip with PUSH IN technology
- Two LEDs for displaying the module status (Power/Run)
- Increased vibration and shock resistance due to optional connector bars

Description

The 2-channel communication module (705162) is a module of the JUMO I/O system (7051xx) and provides 2 outputs (RJ45) for the system bus of the JUMO variTRON (7050xx) automation system on the front side. The communication module also has a supply terminal for the voltage supply of the input and output modules connected on the right-hand side. It can therefore also be used to increase the number of input and output modules (on the same DIN rail), without exceeding the maximum ampacity of the side plug connectors. The communication module is suitable for indoor use and is installed on a DIN rail inside a control cabinet.

The 2-channel communication module is intended for operation on a central processing unit of the JUMO variTRON automation system. A system module (705171) is required for direct connection to JUMO variTRON 500; a 3-channel communication module (705163) is required for connection to JUMO variTRON 300 and 500 touch.

The 2-channel communication module can be operated on a third-party PLC if it supports the JUMO system bus. An upstream 3-channel communication module (705163) is also required for this.






JUMO GmbH & Co. KG
 Delivery address: Mackenrodtstraße 14
 36039 Fulda, Germany
 Postal address: 36035 Fulda, Germany
 Phone: +49 661 6003-0
 Fax: +49 661 6003-607
 Email: mail@jumo.net
 Internet: www.jumo.net

JUMO UK LTD
 JUMO House
 Temple Bank, Riverway
 Harlow, Essex, CM20 2DY, UK
 Phone: +44 1279 63 55 33
 Fax: +44 1279 62 50 29
 Email: sales@jumo.co.uk
 Internet: www.jumo.co.uk

JUMO Process Control, Inc.
 6724 Joy Road
 East Syracuse, NY 13057, USA
 Phone: +1 315 437 5866
 Fax: +1 315 437 5860
 Email: info.us@jumo.net
 Internet: www.jumousa.com



Approval marks and certificates

	Designation	DNV®
	Test facility	DNV®
	Certificate no.	Submitted
	Inspection basis	Class Guidelines CG 0339
	Valid for	Module with extra code 062
	Designation	UL
	Test facility	Underwriters Laboratories
	Certificate no.	Submitted
	Inspection basis	CAN/CSA-C22.2 No. 61010-1-12 (3rd Ed.) / UL 61010-1 (3rd Ed.)
	Valid for	All versions of the module

Technical data

Interfaces

System bus (output, front side)	
Designation	ECAT Out1, ECAT Out2
Type	RJ45
Number	2
Connecting cable	Network cable (patch or crossover cable), at least CAT5 (S/FTP)
Application	Connection to the ECAT In interface of a different communication module

Electrical data

Voltage supply	For module electronics
Connection	Side (supply via central processing unit with system module or via communication module)
Voltage	DC 24 V +25/-20 % SELV
Residual ripple	5 %
Current consumption (module electronics only)	0.07 A (at 19.2 V)
Power consumption (module electronics only)	1.5 W
External voltage supply	For input and output modules
Connection	At the front (terminal strip, 2-pole with PUSH IN technology)
Voltage	DC 24 V +25/-20 % SELV
Admissible current	Max. 8 A (total of the current consumption of the connected input and output modules)
Conductor cross section	
Wire or stranded wire	Min. 0.25 mm ² , max. 1.5 mm ²
Stranded wire with ferrule	
Without plastic collar	Min. 0.25 mm ² , max. 1.5 mm ²
With plastic collar	Min. 0.25 mm ² , max. 0.75 mm ²
Stripping length	8 to 10 mm
Electrical safety	According to DIN EN 61010-1:2020 Overvoltage category III, pollution degree 2

JUMO GmbH & Co. KG
 Delivery address: Mackenrodtstraße 14
 36039 Fulda, Germany
 Postal address: 36035 Fulda, Germany
 Phone: +49 661 6003-0
 Fax: +49 661 6003-607
 Email: mail@jumo.net
 Internet: www.jumo.net

JUMO UK LTD
 JUMO House
 Temple Bank, Riverway
 Harlow, Essex, CM20 2DY, UK
 Phone: +44 1279 63 55 33
 Fax: +44 1279 62 50 29
 Email: sales@jumo.co.uk
 Internet: www.jumo.co.uk

JUMO Process Control, Inc.
 6724 Joy Road
 East Syracuse, NY 13057, USA
 Phone: +1 315 437 5866
 Fax: +1 315 437 5860
 Email: info.us@jumo.net
 Internet: www.jumousa.com



Electrical isolation

	a	Functional galvanic isolation for the connection of SELV or PELV electrical circuits
	1	EtherCAT (ECAT) Out1 system bus
	2	EtherCAT (ECAT) Out2 system bus
	3	EtherCAT (side) Out system bus
	4	Voltage supply (side) Out
	5	Voltage supply (side) In – only for module electronics
	6	EtherCAT (side) In system bus
7	External voltage supply – only for input and output modules	

Environmental influences

Storage conditions	1K21 according to DIN EN 60721-3-1:2018-12
Temperature range (expanded)	-40 to +70 °C
Operating conditions	3K22 according to DIN EN 60721-3-3:2018-12
Temperature range (expanded)	-20 to +55 °C
Relative humidity (expanded)	≤ 90 % without condensation
Vibration resistance	According to DIN EN 60068-2-6:2008-10
Amplitude	0.15 mm from 10 to 58.1 Hz
Acceleration	20 m/s ² from 58.1 to 150 Hz
Shock resistance	According to DIN EN 60068-2-27:2010-02
Peak acceleration	150 m/s ²
Shock duration	11 ms
Shock resistance	IK06 according to DIN EN 62262:2022-02
Site altitude	Max. 2000 m above sea level
Protection type	IP20 according to DIN EN 60529:2014-09
Electromagnetic compatibility	According to DIN EN 61326-1:2022-11
Interference emission	Class A – only for industrial use –
Interference immunity	Industrial requirement

Mechanical features

Housing type	Plastic housing for DIN-rail mounting in the control cabinet (indoor use); DIN rail according to DIN EN 60715, 35 mm × 7.5 mm × 1 mm
Weight	Approx. 90 g

JUMO GmbH & Co. KG
Delivery address: Mackenrodtstraße 14
36039 Fulda, Germany
Postal address: 36035 Fulda, Germany
Phone: +49 661 6003-0
Fax: +49 661 6003-607
Email: mail@jumo.net
Internet: www.jumo.net

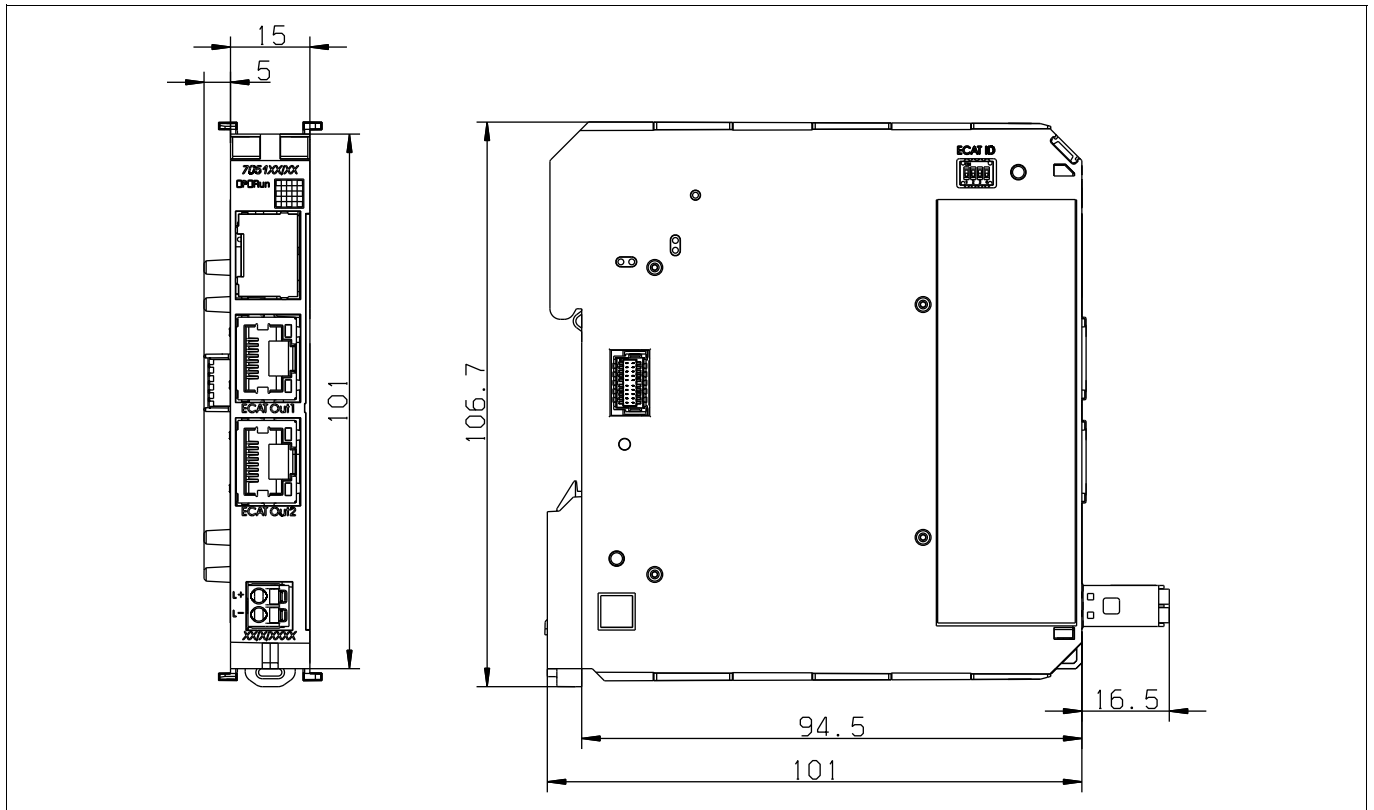
JUMO UK LTD
JUMO House
Temple Bank, Riverway
Harlow, Essex, CM20 2DY, UK
Phone: +44 1279 63 55 33
Fax: +44 1279 62 50 29
Email: sales@jumo.co.uk
Internet: www.jumo.co.uk

JUMO Process Control, Inc.
6724 Joy Road
East Syracuse, NY 13057, USA
Phone: +1 315 437 5866
Fax: +1 315 437 5860
Email: info.us@jumo.net
Internet: www.jumousa.com



Dimensions

Module with pluggable terminals (circuit board plug connectors)



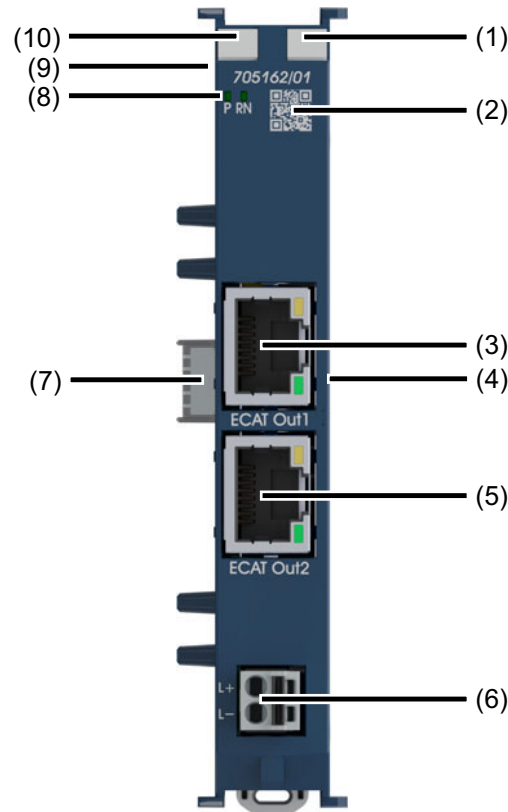
JUMO GmbH & Co. KG
Delivery address: Mackenrodtstraße 14
36039 Fulda, Germany
Postal address: 36035 Fulda, Germany
Phone: +49 661 6003-0
Fax: +49 661 6003-607
Email: mail@jumo.net
Internet: www.jumo.net

JUMO UK LTD
JUMO House
Temple Bank, Riverway
Harlow, Essex, CM20 2DY, UK
Phone: +44 1279 63 55 33
Fax: +44 1279 62 50 29
Email: sales@jumo.co.uk
Internet: www.jumo.co.uk

JUMO Process Control, Inc.
6724 Joy Road
East Syracuse, NY 13057, USA
Phone: +1 315 437 5866
Fax: +1 315 437 5860
Email: info.us@jumo.net
Internet: www.jumousa.com



Display, operating, and connection elements



- 1 Space for inscription label (not included in scope of delivery)
- 2 QR code (web link to JUMO product page)
- 3 EtherCAT (ECAT) Out1 system bus
- 4 Plug connector (socket, side) for Out voltage supply and EtherCAT Out system bus
- 5 EtherCAT (ECAT) Out2 system bus
- 6 Connection terminals for external voltage supply
- 7 Plug connector (side) for In voltage supply In and EtherCAT In system bus
- 8 Status display of the module (P = Power, RN = Run)
- 9 DIP switch (4-fold, side) for setting the alias device address
- 10 Space for inscription label (not included in scope of delivery)

JUMO GmbH & Co. KG
 Delivery address: Mackenrodtstraße 14
 36039 Fulda, Germany
 Postal address: 36035 Fulda, Germany
 Phone: +49 661 6003-0
 Fax: +49 661 6003-607
 Email: mail@jumo.net
 Internet: www.jumo.net

JUMO UK LTD
 JUMO House
 Temple Bank, Riverway
 Harlow, Essex, CM20 2DY, UK
 Phone: +44 1279 63 55 33
 Fax: +44 1279 62 50 29
 Email: sales@jumo.co.uk
 Internet: www.jumo.co.uk

JUMO Process Control, Inc.
 6724 Joy Road
 East Syracuse, NY 13057, USA
 Phone: +1 315 437 5866
 Fax: +1 315 437 5860
 Email: info.us@jumo.net
 Internet: www.jumousa.com



Connection diagram

The connection diagram in the data sheet provides information on product selection.

For the electrical connection, only use the installation instructions or the operating manual.

Interfaces

Connection	Designation	Connection element	Assignment
System bus Out1 (output)	ECAT Out1		1 TX+ Transmission data + 2 TX- Transmission data - 3 RX+ Received data + 6 RX- Received data -
System bus Out2 (output)	ECAT Out2		1 TX+ Transmission data + 2 TX- Transmission data - 3 RX+ Received data + 6 RX- Received data -

External voltage supply

The external voltage supply is strictly required to operate the connected input and output modules.

Voltage	Terminals	Symbol and terminal designation
DC 24 V SELV (front)	L+ (+24 V) and L- (GND)	+ ———— ○ L+ U_x - ———— ○ L-

JUMO GmbH & Co. KG
 Delivery address: Mackenrodtstraße 14
 36039 Fulda, Germany
 Postal address: 36035 Fulda, Germany
 Phone: +49 661 6003-0
 Fax: +49 661 6003-607
 Email: mail@jumo.net
 Internet: www.jumo.net

JUMO UK LTD
 JUMO House
 Temple Bank, Riverway
 Harlow, Essex, CM20 2DY, UK
 Phone: +44 1279 63 55 33
 Fax: +44 1279 62 50 29
 Email: sales@jumo.co.uk
 Internet: www.jumo.co.uk

JUMO Process Control, Inc.
 6724 Joy Road
 East Syracuse, NY 13057, USA
 Phone: +1 315 437 5866
 Fax: +1 315 437 5860
 Email: info.us@jumo.net
 Internet: www.jumousa.com



Order details

(1) Basic type	
705162	2-channel communication module
(2) Basic type extension	
01	System bus router module
(3) Version	
0	Standard version
(4) Voltage supply	
36	DC 24 V +25/-20 %
(5) Extra codes	
000	None
062	DNV® approval ^a

^a The power supply unit used must also have a DNV® approval (e.g. type 705090).

Order code / - - /
 Order example 705162 / 01 - 0 - 36 / 000

Scope of delivery

1 module in the ordered version
1 documentation

Accessories

Designation	Part no.
10 connector bars for increased vibration and shock resistance (2 bars are required for connecting 2 modules)	30065481
10 inscription labels for labeling the module	30065497

Trademark information

All trademarks and trade and company names used are the property of their rightful owners or authors.

JUMO GmbH & Co. KG

Delivery address: Mackenrodtstraße 14
36039 Fulda, Germany
Postal address: 36035 Fulda, Germany
Phone: +49 661 6003-0
Fax: +49 661 6003-607
Email: mail@jumo.net
Internet: www.jumo.net

JUMO UK LTD

JUMO House
Temple Bank, Riverway
Harlow, Essex, CM20 2DY, UK
Phone: +44 1279 63 55 33
Fax: +44 1279 62 50 29
Email: sales@jumo.co.uk
Internet: www.jumo.co.uk

JUMO Process Control, Inc.

6724 Joy Road
East Syracuse, NY 13057, USA
Phone: +1 315 437 5866
Fax: +1 315 437 5860
Email: info.us@jumo.net
Internet: www.jumousa.com



Module overview of the automation system

Central processing units

- JUMO variTRON 300
Data sheet 705003
705163 communication module required.
- JUMO variTRON 500
Data sheet 705002
705171 system module required.
- JUMO variTRON 500 touch
Data sheet 705004
705163 communication module required.

Input/output modules

- 16-channel digital input module
705135 data sheet
- 4-channel digital output module (relay)
705143 data sheet
- 16-channel digital output module
705145 data sheet
- Input and output modules from the 7050xx series (JUMO mTRON T/variTRON)
(see data sheet of the central processing unit)

Special modules

- 2-channel communication module
705162 data sheet
- 3-channel communication module
705163 data sheet
- System module
705171 data sheet

Panels

- JUMO variTRON web panels
Data sheet 705070

24 V power supply units

- Type 705090/03-33 (3.4 A)
705090 data sheet
- Type 705090/05-33 (5 A)
705090 data sheet
- Type 705090/10-33 (10 A)
705090 data sheet