

JUMO GmbH & Co. KG
Delivery address: Mackenrodtstraße 14
36039 Fulda, Germany
Postal address: 36035 Fulda, Germany
Phone: +49 661 6003-0
Fax: +49 661 6003-607
Email: mail@jumo.net
Internet: www.jumo.net

JUMO UK LTD
JUMO House
Temple Bank, Riverway
Harlow, Essex, CM20 2DY, UK
Phone: +44 1279 63 55 33
Fax: +44 1279 62 50 29
Email: sales@jumo.co.uk
Internet: www.jumo.co.uk

JUMO Process Control, Inc.
6724 Joy Road
East Syracuse, NY 13057, USA
Phone: +1 315 437 5866
Fax: +1 315 437 5860
Email: info.us@jumo.net
Internet: www.jumousa.com



JUMO I/O system

4-channel digital output module

Areas of application

- Heating, ventilation, and air-conditioning
- Industrial furnaces and heating systems
- Water and wastewater
- Food and beverage industry

The module is worth considering for a variety of other areas of application due to its universal usability.

Special features

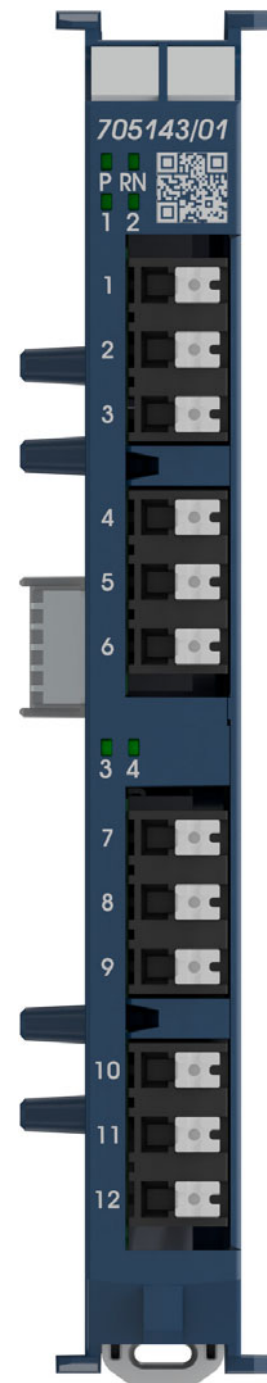
- Terminal strips with PUSH IN technology
- Quick wiring of operating voltage and system bus by simply plugging the modules together
- Mixed operation with the modules from the 7050xx series
- Cycle time of the module configurable via the central processing unit
- Two LEDs for displaying the module status (Power/Run)
- One LED per output for displaying the position of the relay contact
- Increased vibration and shock resistance due to optional connector bars

Description

The 4-channel digital output module (705143) is a module of the JUMO I/O system (7051xx) and provides 4 relay outputs (changeover contacts) for the JUMO variTRON (7050xx) automation system. It is suitable for indoor use and is installed on a DIN rail inside a control cabinet.

The 4-channel digital output module is intended for operation on a central processing unit of the JUMO variTRON automation system. A system module (705171) is required for direct connection to JUMO variTRON 500; a 3-channel communication module (705163) is required for connection to JUMO variTRON 300 and 500 touch.

The 4-channel digital output module can be operated on a third-party PLC if it supports the JUMO system bus. A 3-channel communication module is also required for this.





JUMO GmbH & Co. KG
 Delivery address: Mackenrodtstraße 14
 36039 Fulda, Germany
 Postal address: 36035 Fulda, Germany
 Phone: +49 661 6003-0
 Fax: +49 661 6003-607
 Email: mail@jumo.net
 Internet: www.jumo.net

JUMO UK LTD
 JUMO House
 Temple Bank, Riverway
 Harlow, Essex, CM20 2DY, UK
 Phone: +44 1279 63 55 33
 Fax: +44 1279 62 50 29
 Email: sales@jumo.co.uk
 Internet: www.jumo.co.uk

JUMO Process Control, Inc.
 6724 Joy Road
 East Syracuse, NY 13057, USA
 Phone: +1 315 437 5866
 Fax: +1 315 437 5860
 Email: info.us@jumo.net
 Internet: www.jumousa.com



Approval marks and certificates

	Designation Test facility Certificate no. Inspection basis Valid for	DNV® DNV® Submitted Class Guidelines CG 0339 Module with extra code 062
	Designation Test facility Certificate no. Inspection basis Valid for	UL Underwriters Laboratories Submitted CAN/CSA-C22.2 No. 61010-1-12 (3rd Ed.) / UL 61010-1 (3rd Ed.) All versions of the module

Technical data

Electrical data

Voltage supply Connection Voltage Residual ripple	Side (supply via central processing unit with system module or via communication module) DC 24 V +25/-20 % SELV 5 %
Current consumption	0.175 A (at 19.2 V)
Power consumption	3.35 W
Electrical safety	According to DIN EN 61010-1:2020 Overvoltage category III, pollution degree 2

Digital outputs

Quantity	4
Connection	At the front (terminals with PUSH IN technology)
Output signal	Potential-free contact (changeover contact)
Switching capacity	3 A at AC 230 V, resistive load 3 A at DC 30 V, resistive load
Contact life	30,000 switching operations at rated load
Conductor cross section Wire or stranded wire Stranded wire with ferrule Without plastic collar With plastic collar	Min. 0.25 mm ² , max. 1.5 mm ² Min. 0.25 mm ² , max. 1.5 mm ² Min. 0.25 mm ² , max. 0.75 mm ²
Stripping length	8 to 10 mm

JUMO GmbH & Co. KG
 Delivery address: Mackenrodtstraße 14
 36039 Fulda, Germany
 Postal address: 36035 Fulda, Germany
 Phone: +49 661 6003-0
 Fax: +49 661 6003-607
 Email: mail@jumo.net
 Internet: www.jumo.net

JUMO UK LTD
 JUMO House
 Temple Bank, Riverway
 Harlow, Essex, CM20 2DY, UK
 Phone: +44 1279 63 55 33
 Fax: +44 1279 62 50 29
 Email: sales@jumo.co.uk
 Internet: www.jumo.co.uk

JUMO Process Control, Inc.
 6724 Joy Road
 East Syracuse, NY 13057, USA
 Phone: +1 315 437 5866
 Fax: +1 315 437 5860
 Email: info.us@jumo.net
 Internet: www.jumousa.com



Electrical isolation

	a	The voltage specifications correspond to the alternating test voltages (effective values) according to DIN EN 61010-1:2020.
	1	Relay output 1
		to
	2	Relay output 4
	3	EtherCAT (side) Out system bus
	4	Voltage supply (side) Out
	5	Voltage supply (side) In
6	EtherCAT (side) In system bus	

Environmental influences

Storage conditions	1K21 according to DIN EN 60721-3-1:2018-12
Temperature range (expanded)	-40 to +70 °C
Operating conditions	3K22 according to DIN EN 60721-3-3:2018-12
Temperature range (expanded)	-20 to +55 °C
Relative humidity (expanded)	≤ 90 % without condensation
Vibration resistance	According to DIN EN 60068-2-6:2008-10
Amplitude	0.15 mm from 10 to 58.1 Hz
Acceleration	20 m/s ² from 58.1 to 150 Hz
Shock resistance	According to DIN EN 60068-2-27:2010-02
Peak acceleration	150 m/s ²
Shock duration	11 ms
Shock resistance	IK06 according to DIN EN 62262:2022-02
Site altitude	Max. 2000 m above sea level
Protection type	IP20 according to DIN EN 60529:2014-09
Electromagnetic compatibility	According to DIN EN 61326-1:2022-11
Interference emission	Class A – only for industrial use –
Interference immunity	Industrial requirement

Mechanical features

Housing type	Plastic housing for DIN-rail mounting in the control cabinet (indoor use); DIN rail according to DIN EN 60715, 35 mm × 7.5 mm × 1 mm
Weight	Approx. 90 g

JUMO GmbH & Co. KG
 Delivery address: Mackenrodtstraße 14
 36039 Fulda, Germany
 Postal address: 36035 Fulda, Germany
 Phone: +49 661 6003-0
 Fax: +49 661 6003-607
 Email: mail@jumo.net
 Internet: www.jumo.net

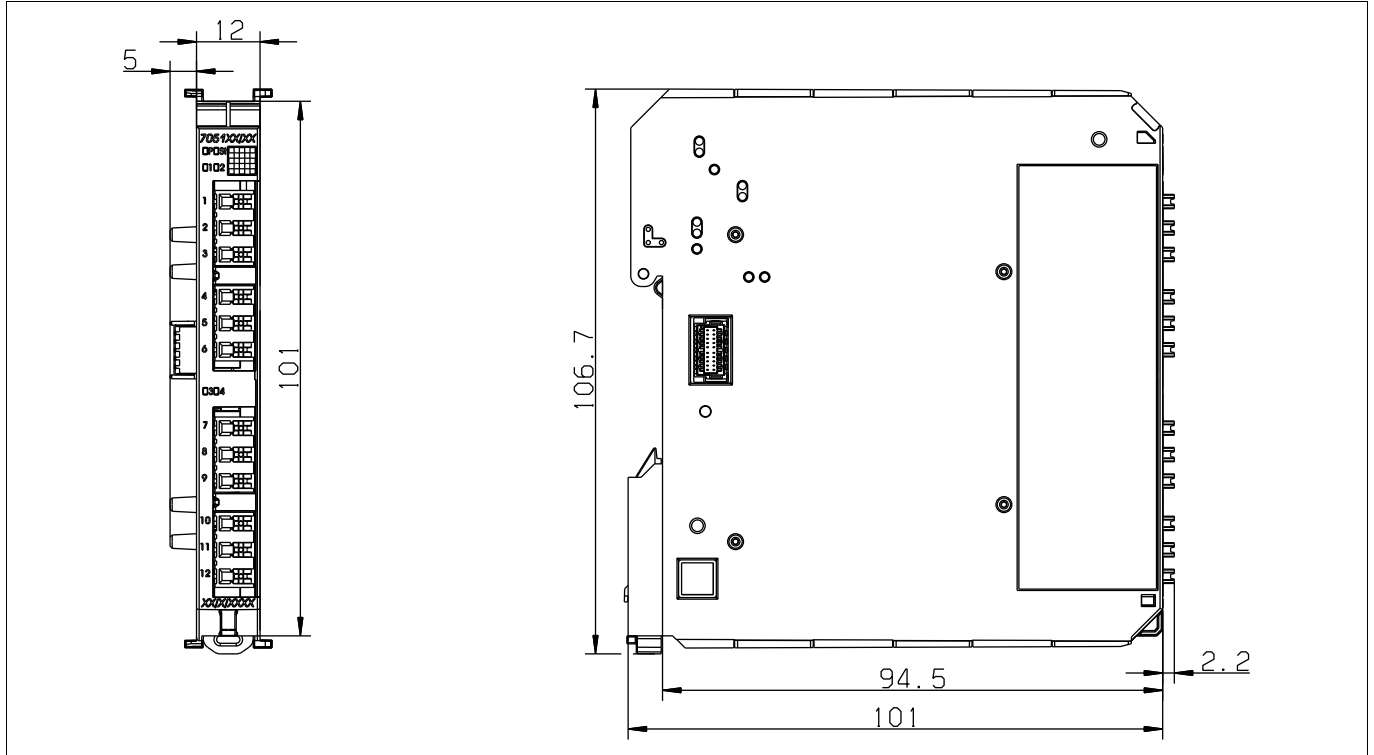
JUMO UK LTD
 JUMO House
 Temple Bank, Riverway
 Harlow, Essex, CM20 2DY, UK
 Phone: +44 1279 63 55 33
 Fax: +44 1279 62 50 29
 Email: sales@jumo.co.uk
 Internet: www.jumo.co.uk

JUMO Process Control, Inc.
 6724 Joy Road
 East Syracuse, NY 13057, USA
 Phone: +1 315 437 5866
 Fax: +1 315 437 5860
 Email: info.us@jumo.net
 Internet: www.jumousa.com

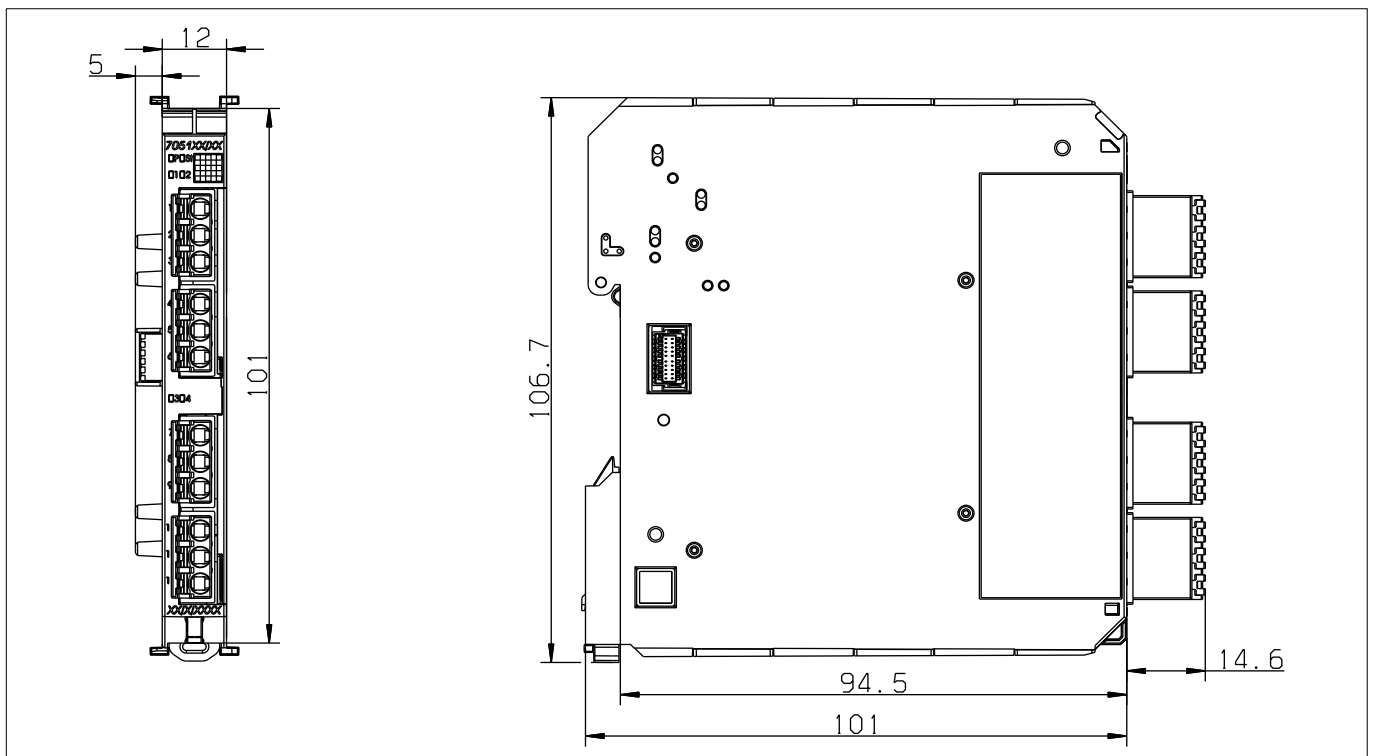


Dimensions

Module with PCB terminal blocks



Module with pluggable terminals (circuit board plug connectors)



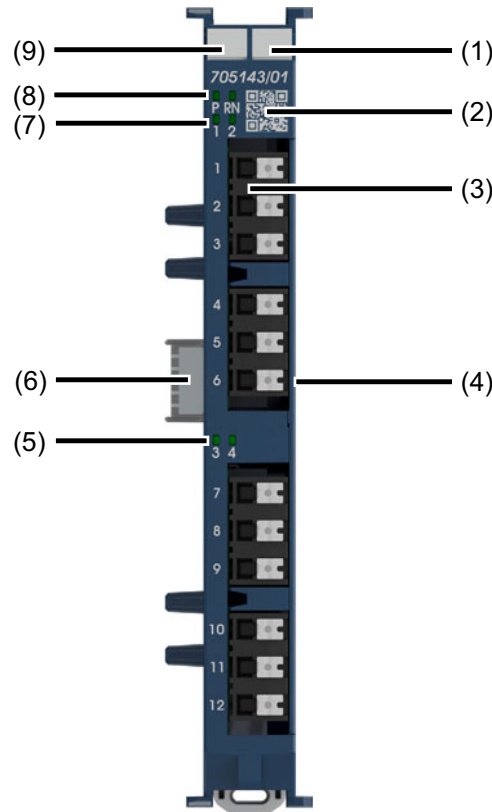
JUMO GmbH & Co. KG
Delivery address: Mackenrodtstraße 14
36039 Fulda, Germany
Postal address: 36035 Fulda, Germany
Phone: +49 661 6003-0
Fax: +49 661 6003-607
Email: mail@jumo.net
Internet: www.jumo.net

JUMO UK LTD
JUMO House
Temple Bank, Riverway
Harlow, Essex, CM20 2DY, UK
Phone: +44 1279 63 55 33
Fax: +44 1279 62 50 29
Email: sales@jumo.co.uk
Internet: www.jumo.co.uk

JUMO Process Control, Inc.
6724 Joy Road
East Syracuse, NY 13057, USA
Phone: +1 315 437 5866
Fax: +1 315 437 5860
Email: info.us@jumo.net
Internet: www.jumousa.com



Display and connection elements



- 1 Space for inscription label (not included in scope of delivery)
- 2 QR code (web link to JUMO product page)
- 3 Connections terminals for digital output (here: relay 1)
- 4 Plug connector (socket, side) for Out voltage supply and EtherCAT Out system bus
- 5 Status displays for digital outputs 3 and 4 (lights up = relay contact in operating position)
- 6 Plug connector (side) for In voltage supply In and EtherCAT In system bus
- 7 Status displays for digital outputs 1 and 2 (lights up = relay contact in operating position)
- 8 Status display of the module (P = Power, RN = Run)
- 9 Space for inscription label (not included in scope of delivery)

JUMO GmbH & Co. KG
 Delivery address: Mackenrodtstraße 14
 36039 Fulda, Germany
 Postal address: 36035 Fulda, Germany
 Phone: +49 661 6003-0
 Fax: +49 661 6003-607
 Email: mail@jumo.net
 Internet: www.jumo.net

JUMO UK LTD
 JUMO House
 Temple Bank, Riverway
 Harlow, Essex, CM20 2DY, UK
 Phone: +44 1279 63 55 33
 Fax: +44 1279 62 50 29
 Email: sales@jumo.co.uk
 Internet: www.jumo.co.uk

JUMO Process Control, Inc.
 6724 Joy Road
 East Syracuse, NY 13057, USA
 Phone: +1 315 437 5866
 Fax: +1 315 437 5860
 Email: info.us@jumo.net
 Internet: www.jumousa.com



Connection diagram

The connection diagram in the data sheet provides information on product selection.

For the electrical connection, only use the installation instructions or the operating manual.

Digital outputs

Signal type	Output	Terminals	Symbol and terminal designation
Relay output (changeover contact)	1 2 3 4	1 to 3 4 to 6 7 to 9 10 to 12	

JUMO GmbH & Co. KG
 Delivery address: Mackenrodtstraße 14
 36039 Fulda, Germany
 Postal address: 36035 Fulda, Germany
 Phone: +49 661 6003-0
 Fax: +49 661 6003-607
 Email: mail@jumo.net
 Internet: www.jumo.net

JUMO UK LTD
 JUMO House
 Temple Bank, Riverway
 Harlow, Essex, CM20 2DY, UK
 Phone: +44 1279 63 55 33
 Fax: +44 1279 62 50 29
 Email: sales@jumo.co.uk
 Internet: www.jumo.co.uk

JUMO Process Control, Inc.
 6724 Joy Road
 East Syracuse, NY 13057, USA
 Phone: +1 315 437 5866
 Fax: +1 315 437 5860
 Email: info.us@jumo.net
 Internet: www.jumousa.com



Order details

(1) Basic type	
705143	4-channel digital output module
(2) Basic type extension	
01	AC 230 V / 3 A (changeover contact relay)
(3) Version	
0	Standard version
(4) Electrical connection	
66	Print terminal
67	Plug-in terminal (only available upon request, minimum order quantity required)
(5) Voltage supply	
36	DC 24 V +25/-20 %
(6) Extra codes	
000	None
062	DNV® approval ^a

^a The power supply unit used must also have a DNV® approval (e.g. type 705090).

Order code **(1)** **(2)** **(3)** **(4)** **(5)** **(6)**
 Order example 705143 / 01 - 0 - 66 - 36 / 000

Scope of delivery

1 module in the ordered version
1 documentation

Accessories

Designation	Part no.
10 connector bars for increased vibration and shock resistance (2 bars are required for connecting 2 modules)	30065481
10 inscription labels for labeling the module	30065497

Trademark information

All trademarks and trade and company names used are the property of their rightful owners or authors.

JUMO GmbH & Co. KG

Delivery address: Mackenrodtstraße 14
36039 Fulda, Germany
Postal address: 36035 Fulda, Germany
Phone: +49 661 6003-0
Fax: +49 661 6003-607
Email: mail@jumo.net
Internet: www.jumo.net

JUMO UK LTD

JUMO House
Temple Bank, Riverway
Harlow, Essex, CM20 2DY, UK
Phone: +44 1279 63 55 33
Fax: +44 1279 62 50 29
Email: sales@jumo.co.uk
Internet: www.jumo.co.uk

JUMO Process Control, Inc.

6724 Joy Road
East Syracuse, NY 13057, USA
Phone: +1 315 437 5866
Fax: +1 315 437 5860
Email: info.us@jumo.net
Internet: www.jumousa.com



Module overview of the automation system

Central processing units

- JUMO variTRON 300
Data sheet 705003
705163 communication module required.
- JUMO variTRON 500
Data sheet 705002
705171 system module required.
- JUMO variTRON 500 touch
Data sheet 705004
705163 communication module required.

Input/output modules

- 16-channel digital input module
705135 data sheet
- 4-channel digital output module (relay)
705143 data sheet
- 16-channel digital output module
705145 data sheet
- Input and output modules from the 7050xx series (JUMO mTRON T/variTRON)
(see data sheet of the central processing unit)

Special modules

- 2-channel communication module
705162 data sheet
- 3-channel communication module
705163 data sheet
- System module
705171 data sheet

Panels

- JUMO variTRON web panels
Data sheet 705070

24 V power supply units

- Type 705090/03-33 (3.4 A)
705090 data sheet
- Type 705090/05-33 (5 A)
705090 data sheet
- Type 705090/10-33 (10 A)
705090 data sheet