



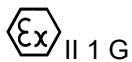
EU Type Examination Certificate CML 19ATEX2502X Issue 0

- 1 Equipment intended for use in Potentially Explosive Atmospheres Directive 2014/34/EU
- 2 Equipment **SMT Series Smart Pressure Transmitter**
- 3 Manufacturer **Wise Control Inc.**
- 4 Address 2022 Deogyong-Daero, Giheung-Gu,
Yongin-Si, Gyeonggi-do,
Korea
- 5 The equipment is specified in the description of this certificate and the documents to which it refers.
- 6 CML B.V., Chamber of Commerce No 6738671, Hoogoorddreef 15, Amsterdam, 1101 BA, The Netherlands, Notified Body Number 2776, in accordance with Article 17 of Directive 2014/34/EU of the European Parliament and of the Council, dated 26 February 2014, certifies that this equipment has been found to comply with the Essential Health and Safety Requirements relating to the design and construction of equipment intended for use in potentially explosive atmospheres given in Annex II to the Directive.
- 7 If an 'X' suffix appears after the certificate number, it indicates that the equipment is subject to conditions of safe use (affecting correct installation or safe use). These are specified in Section 14.
- 8 This EU Type Examination certificate relates only to the design and construction of the specified equipment or component. Further requirements of Directive 2014/34/EU Article 13 apply to the manufacture of the equipment or component and are separately certified.
- 9 Compliance with the Essential Health and Safety Requirements, with the exception of those listed in the confidential report, has been demonstrated through compliance with the following documents:

EN IEC 60079-0:2018

EN 60079-11:2012

- 10 The equipment shall be marked with the following:

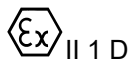


Ex ia IIC T4-T6 Ga

$-40^{\circ}\text{C} \leq T_{\text{amb}} \leq +40^{\circ}\text{C}$, T6

$-40^{\circ}\text{C} \leq T_{\text{amb}} \leq +50^{\circ}\text{C}$, T5

$-40^{\circ}\text{C} \leq T_{\text{amb}} \leq +85^{\circ}\text{C}$, T4



Ex ia IIIC T80°C/T95°C/T130°C Da

$-40^{\circ}\text{C} \leq T_{\text{amb}} \leq +40^{\circ}\text{C}$, T80°C

$-40^{\circ}\text{C} \leq T_{\text{amb}} \leq +50^{\circ}\text{C}$, T95°C

$-40^{\circ}\text{C} \leq T_{\text{amb}} \leq +85^{\circ}\text{C}$, T130°C

Note: The ambient temperature is not marked; the relationship between ambient temperature and T-class/assigned maximum surface temperature is defined as a Specific Condition of Use; refer to section 14.



CML 19ATEX2502X
Issue 0

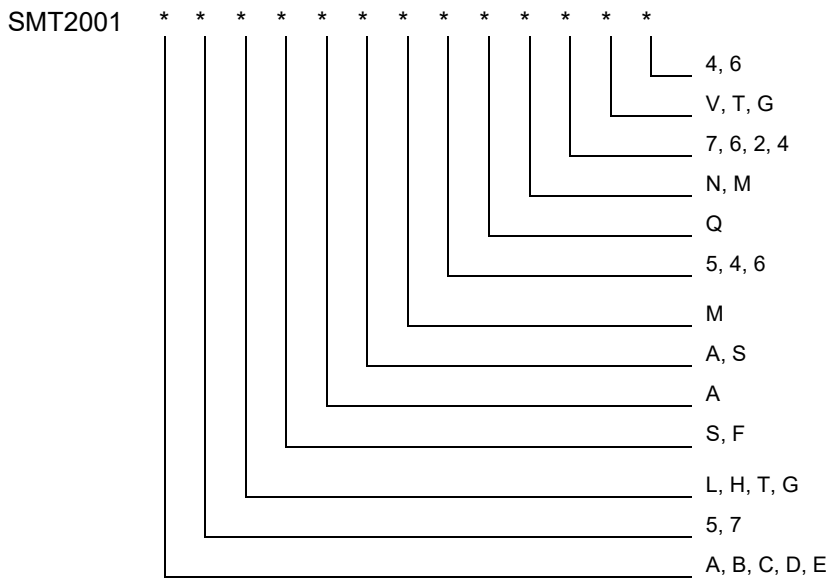
11 Description

The Smart Pressure Transmitter is used to measure and transform the gauge pressure, differential pressure, absolute pressure, and other varieties pressure into a 4~20mA current signal or HART signal. The transmitter consists of a transmitter body and a transmitter module. The silicone pressure chip, in the transmitter module, is used to monitor pressure. Five PCBs (terminal board, communication board, LCD board, communication interface board and A/D board) are assembled, within the enclosure. The A/D board is encapsulated with transmitter module by YT-ZB-61601 silicone gel.

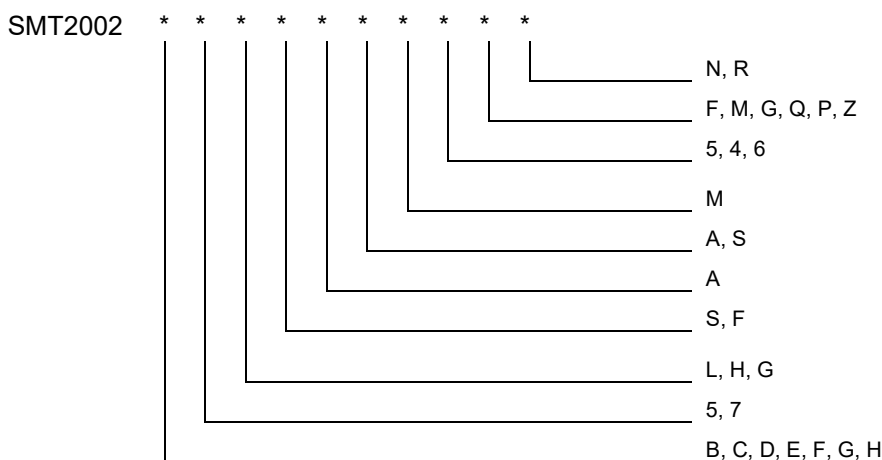
Input Parameters at Terminals PWR+, PWR-

$$U_i = 28V, I_i = 93mA, P_i = 0.65W, C_i = 9nF, L_i = 0$$

Differential Pressure Transmitter



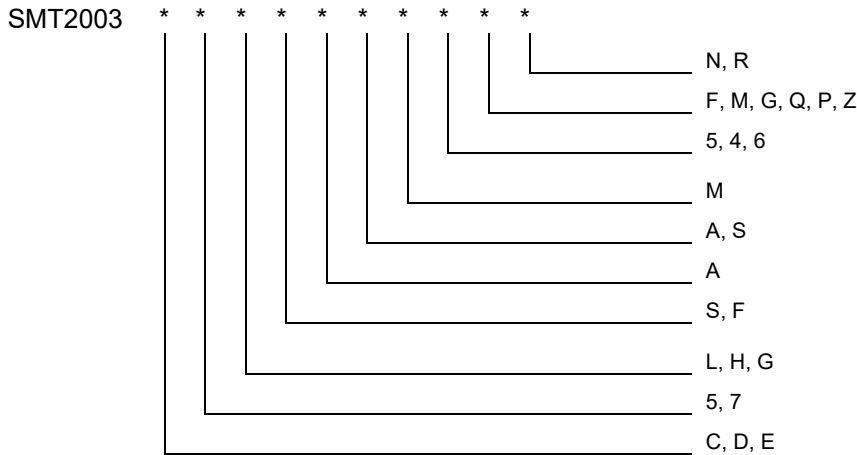
Gauge Pressure Transmitter





**CML 19ATEX2502X
Issue 0**

Absolute Pressure Transmitter



The above are variants of the SMT Series that are related to the intrinsic safety version

12 Certificate history and evaluation reports

Issue	Date	Associated report	Notes
0	23 Jul 2020	R12623A/00	Report for prime certificate issue

Note: Drawings that describe the equipment or component are listed in the Annex.

13 Conditions of manufacture

The following conditions are required of the manufacturing process for compliance with the certification.

- i. Where the product incorporates certified parts or safety critical components, the manufacturer shall ensure that any changes to those parts or components do not affect the compliance of the certified product that is the subject of this certificate.
- ii. The SMT Series Smart Pressure Transmitter shall be designed in accordance with general electrical safety standards, e.g. IEC 60950 or IEC 61010-1.
- iii. All products shall be subjected to a routine dielectric strength test according to EN 60079-11:2012, clause 10.3. 500 VAC r.m.s. shall be applied between the enclosure and terminals for 60 seconds and no breakdown of insulation shall occur.



CML 19ATEX2502X
Issue 0

14 Specific Conditions of Use (Special Conditions)

The following conditions relate to safe installation and/or use of the equipment.

- i. A potential ignition hazard due to impact or friction for Ga applications shall be prevented
- ii. When installed in an explosive gas atmosphere, separate cable glands or blanking plugs shall be incorporated, maintaining degree of protection IP20
- iii. When installed in a combustible dust atmosphere, suitable separately IECEx/ATEX certified cable glands or blanking plugs that provide a degree of protection IP67 shall be incorporated
- iv. This equipment shall be supplied from a resistively limited source with an output resistance of 301Ω
- v. The relationship between ambient temperature, temperature class and process medium temperature is as follows:

Temperature class		Ambient temperature	Max. temperature on the sensor connector
T4	T130°C	(-40~+85)°C	90°C
T5	T95°C	(-40~+50)°C	50°C
T6	T80°C	(-40~+40)°C	40°C

Certificate Annex



Certificate Number CML 19ATEX2502X
Equipment SMT Series Smart Pressure Transmitter
Manufacturer Wise Control Inc.

The following documents describe the equipment or component defined in this certificate:

Issue 0

Drawing No	Sheets	Rev	Approved date	Title
WISE-C-QAP-0501-3	1 to 2	1	23-07-2020	Name Plate
RS-010A-00-00-00	1 of 1	A5	23-07-2020	Differential Pressure transmitter
RS-020A-00-00-00	1 of 1	A5	23-07-2020	Gauge/Absolute Pressure transmitter
RS-0101-03-00-00	1 of 1	A1	23-07-2020	Housing Assembly
RS-0101-02-06-00	1 of 1	A	23-07-2020	Communication component
RC-01-3-04	1 to 2	A	23-07-2020	LCD Board
RC-01-3-15	1 to 2	A	23-07-2020	Terminal board
RC-03-3-05	1 to 2	A	23-07-2020	A/D board
RC-03-3-06	1 to 2	A	23-07-2020	A/D board
RC-03-3-17	1 to 3	A	23-07-2020	Communication board
RC-03-3-18	1 to 2	A	23-07-2020	Communication interface board
RC-03-4-03	1 to 2	A	23-07-2020	A/D board (Module drawing)