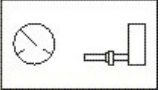

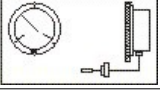
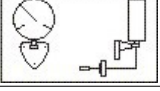





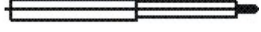
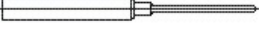

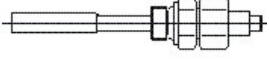
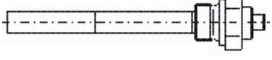


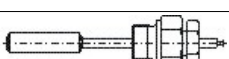



## Contact dial thermometer (60.8540)

- Capillary measuring system
- UV-stabilized polyamide case
- Optionally with fly back



### Order details

<b>(1) Basic type</b>		
608540/0280	Dial contact thermometer design 02 housing size $\varnothing$ 80mm	
608540/1080	Dial contact thermometer design 10 housing size $\varnothing$ 80mm	
608540/2280	Dial contact thermometer design 22 housing size $\varnothing$ 80mm	
608540/2380	Dial contact thermometer design 23 housing size $\varnothing$ 80mm	
<b>(2) Indication range</b>		
469	-40...+40 °C	
566	-30...+50 °C	
643	-20...+120 °C	
807	0...60 °C	
810	0...80 °C	
814	0...100 °C	
818	0...120 °C	
826	0...160 °C	
832	0...200 °C	
834	0...250 °C	
840	0...300 °C	
843	0...350 °C	
848	0...400 °C	
851	0...450 °C	
854	0...500 °C	
858	0...600 °C	
921	20...120 °C	
926	50...250 °C	
927	50...300 °C	
932	50...350 °C	
<b>(3) Capillary version</b>		
00	Without capillary(with rigid connection)	
02	FL02, copper capillary with copper braiding, $\varnothing$ 2.5 mm (up to +300 °C)	
11	FL 11, copper capillary with PE sleeve, $\varnothing$ 3.5 mm (up to +120 °C)	
17	FL17, stainless steel capillary, $\varnothing$ 1.5 mm	
21	FL21, copper capillary, $\varnothing$ 1.0 mm	
<b>(4) Capillary length</b>		
0	Without	
1000	1000 mm	
2000	2000 mm	
3000	3000 mm	
4000	4000 mm	
5000	5000 mm	

<b>(5) Process connection</b>		
161	TA03/TF01, immersion tube with union nut	
311	TA20, immersion tube with loose screw connection and connection collar	
401	TA23, immersion tube with pressure screw spring loaded	
750	TF01, temperature probe with stepped support tube	
752	TF11, temperature probe without support tube	
820	SH09, weld-in pocket with clip and fixing screw for TF01	
843	TA02/TF01, immersion tube with union nut & screw	
847	TA06/TF05, sliding clamp fitting on support tube	
871	SH11, screw-in pocket, assembled	
872	TA21, immersion tube with loose pressure screw and sealing cone	
873	TA22, immersion tube with loose pressure screw, sealing cone and nipple	
874	TA24, immersion tube with screw, O seal and fixing screw	
876	SH10, screw-in pocket, assembled	
913	SH07, screw-in pocket, assembled, with clip and fixing screw	
<b>(6) Diameter</b>		
10	10 mm	
12	12 mm	
6	6 mm	
8	8 mm	
<b>(7) Thread</b>		
000	Without thread	
103	G3/8 thread	
104	G1/2 thread	
105	G3/4 thread	
106	G1 thread	
114	M10x1 screw connection (only with TA 23)	
<b>(8) Material of probe /</b>		
26	CrNi 1.4571	
95	stainless steel probe / brass support tube	
96	copper probe / brass support tube	
<b>(9) Process connection material</b>		
00	Without process connection	
26	CrNi 1.4571	
46	CuZn (brass)	
<b>(10) Insertion length</b>		
0,00	Without pocket	
50,00	50mm	
100,00	100mm	
150,00	150mm	
200,00	200mm	
<b>(11) Switching output</b>		

20	SA20, one micro switch	
21	SA21, two micro switches	
22	SA22, 2 sequential contacts	
<b>(12) Extra codes</b>		
000	Without extra code	
430	Drag indicator	
518	Setpoint stop minimum / maximum, factory settings	
522	Customized scale	
650	Microswitch 10(3)A	

**Order code**

(1) (2) (3) (4) (5) (6) (7) (8) (9) (10) (11) (12)  
 -  -  -  -  -  -  -  -  -  -  -  /


**Stock versions**

| Order code   | Indication range | Process connection                                       | Thread    | Insertion length | Switching output         | Part no. |
|--|------------------|--|-----------|------------------|--------------------------|----------|
| 608540/1080-643-00-0-874-8-106-26-46-150-21/430,522, | -20...+120 °C    | TA24, immersion tube with screw, O seal and fixing screw | G1 thread | 150mm            | SA21, two micro switches | 00491256 |

Accessories see price sheet:

- Process Connections for Dial Thermometers (608730)