

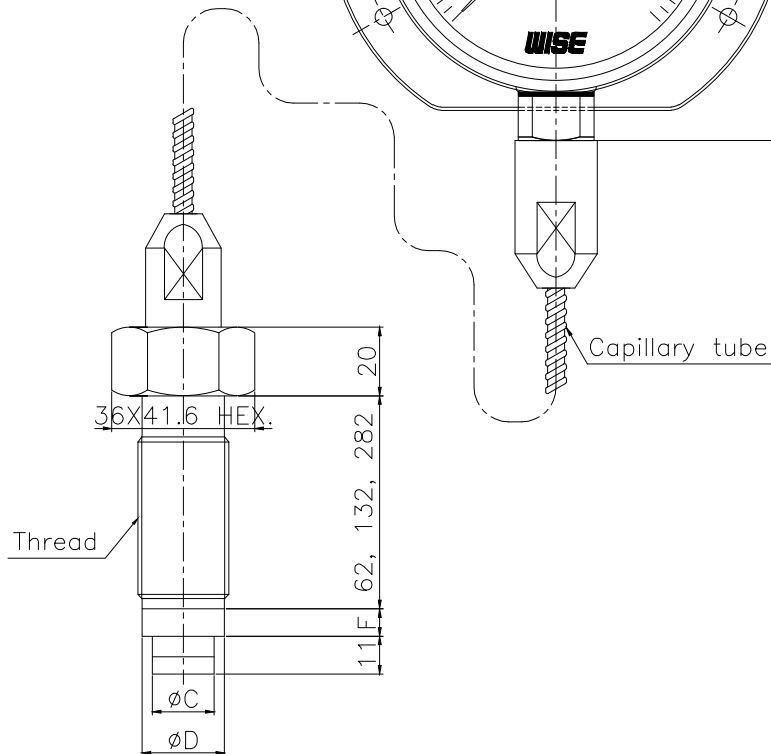
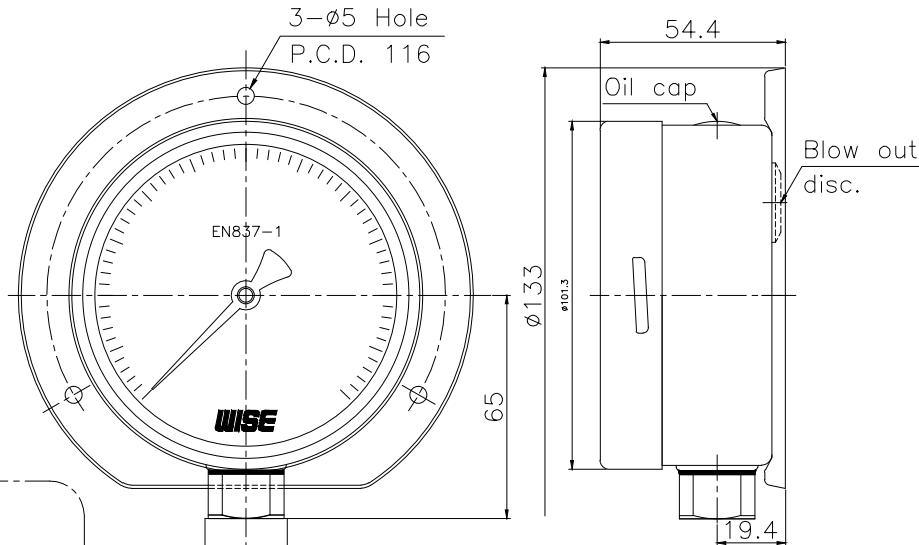
## - Main order -

1. Base model : P742 (High temperature service pressure gauge with remote seal)
2. Gauge model and mounting type
  - ☐ 8A : 100 mm(P252 model), bottom connection
  - ☐ 8B : 100 mm(P252 model), bottom connection, surface, case mounting plate(P742)
3. Body and process connection material, pocket length
  - ☐ A : 316SS and 80 mm
  - ☐ B : 316SS and 150 mm
  - ☐ C : 316SS and 300 mm
4. Process connection
  - ☐ FB : 3/4" PF
  - ☐ GB : 1" PF
  - ☐ ZZ : Other
5. Unit
  - ☐ H : bar      ☐ I : MPa
6. Range  
XXX : Refer to pressure unit and range table
7. Diaphragm material  
E : 316LSS
8. Option
  - ☐ 0 : None
  - ☐ 1 : Accessories
  - ☐ 7 : Capillary length 2 metre, only available with P742 model
  - ☐ 8 : Capillary length 3 metre, only available with P742 model
  - ☐ 9 : Other

## - Standard specifications -

9. Accuracy  
±1.0 of full scale
10. Working temperature  
Ambient : -20 ~ 65°C  
Fluid : Max. 100°C
11. Element type : Internal diaphragm
12. Dimension

THREAD	ØD	ØC	F
PF 3/4"	24	18	6
PF 1"	30.2	23.6	8



## - Sample ordering code -

1	2	3	4	5	6	7	8
P742	8B	B	FB	H	XXX	E	0

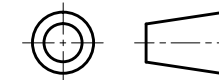
2					
1					
NO	REASON	DATE	PREPARED BY	CHECKED BY	APPROVED BY

## REVISION

This drawing and the specifications are the intellectual property of WISE CONTROL INC. therefore, without a prior written consent from WISE CONTROL INC., it is strictly prohibited to reproduce the drawing or manufacture the identical products according to its specifications provided here.

Unless otherwise specified  
Decimal dimensions ±5  
Angle dimensions ±1°  
Dimensions are in milli meter

## THIRD ANGLE PROJECTION



	SIGNATURE	DATE
PREPARED BY	K.S.LEE	18.06.01
REVIEWED BY	J.S.PARK	18.06.01
APPROVED BY	D.M.CHO	18.06.01
REV. NO.	0	

**WISE®**

WISE Control Inc.

DRAWING TITLE :  
HIGH TEMPERATURE  
PRESSURE GAUGE

DWG NO.

P742XXB-S.T.D

SCALE : 1/1      W.T.      SHEET OF